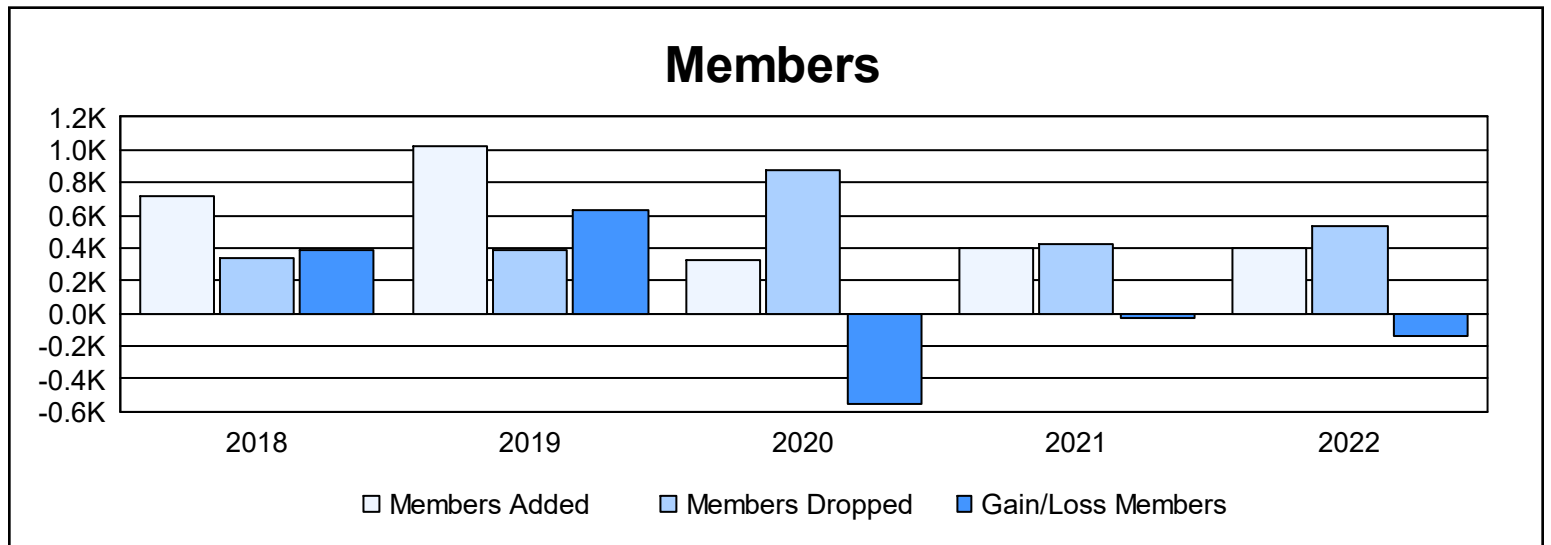
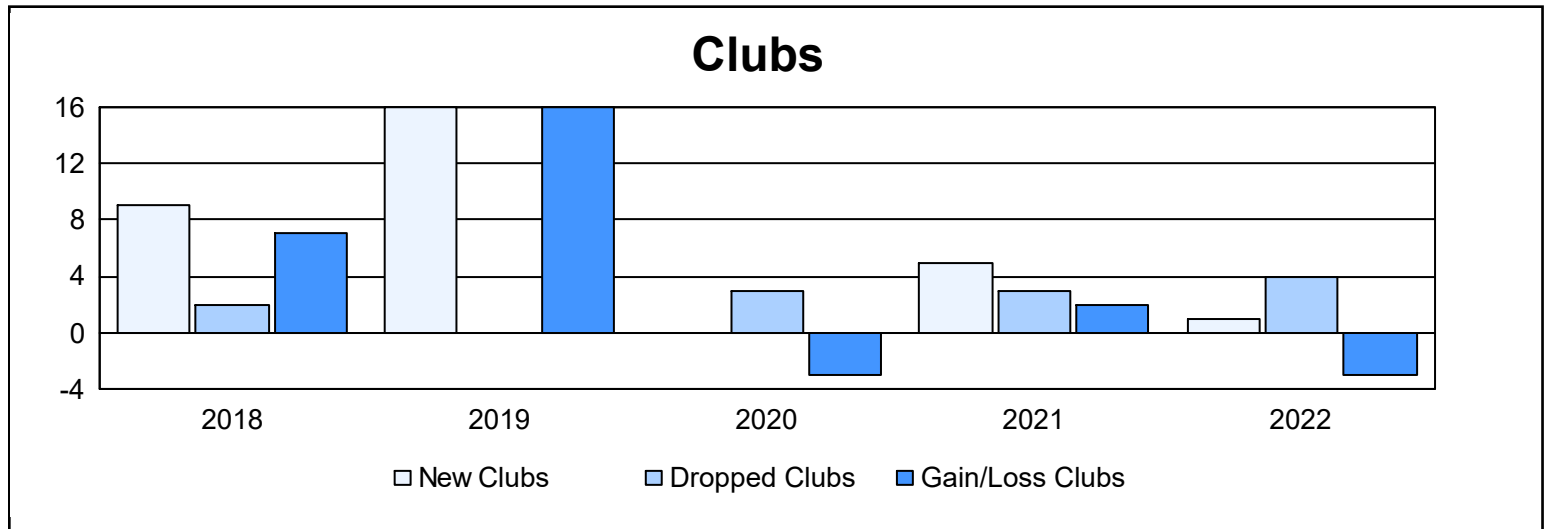
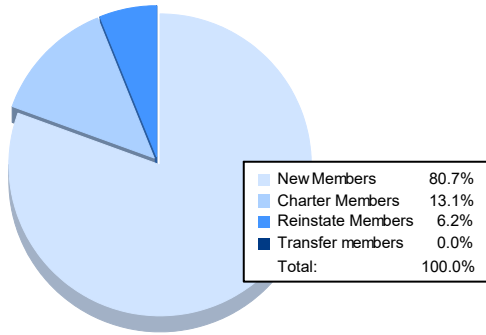


Year	New Clubs	Dropped Clubs	Gain/ Loss Clubs	New Members	Charter Members	Reinstate Members	Transfer Members	Total Member Added	Total Members Dropped	Gain/ Loss Members
2017-2018	9	2	7	398	306	13	6	723	334	389
2018-2019	16	0	16	597	399	25	5	1,026	389	637
2019-2020	0	3	-3	161	35	118	8	322	879	-557
2020-2021	5	3	2	267	123	10	0	400	422	-22
2021-2022	1	4	-3	326	53	25	0	404	538	-134
<b>Average</b>	<b>6</b>	<b>2</b>	<b>4</b>	<b>350</b>	<b>183</b>	<b>38</b>	<b>4</b>	<b>575</b>	<b>512</b>	<b>63</b>



### Membership Composition June 2022 Cumulative



### Gender Composition June 2022 Cumulative

